

neveplast *TUBBY

YOUR
TUBING
SOLUTION





CONTENT INDEX

PAG. 02	WORLDWIDE LEADER IN ARTIFICIAL SKI SLOPES AND SUMMER TUBING
PAG. 04	NEVEPLAST PRODUCTS
PAG. 06	TUBBY
PAG. 08	TUBBY TRACKS
PAG. 20	TUBBY ACCESSORIES
PAG. 24	MINITUBBY
PAG. 26	SNOWTUBES
PAG. 32	NEVEPLAST ASSISTANCE





We have been producing ski slopes in Neveplast patented surface since 1998, in order to realize the dream of practicing winter sports anywhere, all year round, at low cost and using the usual equipment. Thanks to the experience gained with more than 2,300 installations worldwide, Neveplast assists customers from the idea to the realization of the tracks, recommending tailored solutions. We develop turn-key projects that meets each customer specific needs.



product development passion

WORLDWIDE LEADER IN ARTIFICIAL
SKI SLOPES AND SUMMER TUBING



on quality innovation research

SPORT

The Sports line was created with the intention to broaden the winter sports (alpine skiing, snowboarding, cross country skiing), which may be practiced even in the summer.

ALPINE - FREESKI

Alpine skiing – snowboarding – telemarking

XCOUNTRY

Nordic skiing – free and classic technique

LIFT

Loading and unloading areas

Ideal for:

ENCOURAGE A SPORTS CULTURE

raising the awareness of sports for educational purposes

TOURIST PROMOTION

for facilities that want to enrich attractions for tourists

COMPETITIVE PRACTICE

to meet the needs of professionals to train no matter the weather



NEVEPLAST PRODUCTS

FUN

The Fun line responds to the growing leisure sector demand for appealing attractions characterized by low operating costs and high emotional impact.

TUBBY

Snow tubing summer winter

Ideal for:

SKIDDY

The surface for drifting with karts

TOURIST FACILITIES

THEME, AQUATIC AND ADVENTURE PARKS


SKI RESORTS

REGIONAL AND TOURISM PROMOTIONAL EVENTS

SHOPPING CENTRES AND MEETING PLACES

SKID

The new frontier of drift for the youngest



on quality innovation research

neveplast *TUBBY

TUBBY is an innovative snow tubing track for summer and winter that can be installed everywhere guaranteeing great fun in safety. Sitting in specific “snowtubes”, users slide inside a steel containment structure entirely covered with Neveplast materials that ensure gliding. The revolutionary TUBBY modular system allows you to build tracks that are fully customizable in terms of shape, length and size, reducing costs while ensuring an

hourly capacity aligned with your expectations. TUBBY is easy to assemble and it does not require irrigation and drainage systems which contributes to maintain operation costs very low. The wide range of accessories ensures the highest degree of customization of both the track and snowtubes. Neveplast will assist you during the design, construction, installation and after sales phases, recommending ideal solutions for a great success.



100% safe hourly capacity high flexibility a

SUMMER & WINTER SNOW TUBING



accessories customization customer care

TUBBY TRACKS



100% safe hourly capacity high flexibility a

TUBBY is a highly modular product easy to install. Starting from the basic module and adding accessories, you can configure the most suitable track for your ground ensuring high safety standards and fun.

We love what we do and do it by putting our customer needs first. Thanks to the know-how we have acquired, we design TUBBY tracks for maximizing each facilities potential and fully meet the customer expectations.

Each place and use of TUBBY is different from one to another, but all of them have the same goal to achieve: being successful. This is why starting from the basic model, together with you, we develop your very own unique TUBBY track!

You can choose between:

TUBBY STRAIGHT
TUBBY WITH PARABOLIC TURNS
TUBBY JUMP
TUBBY PLAYGROUND
TUBBY U-TUBE
TUBBY BOOMERANG MINI
TUBBY FOR THEME PARKS
TUBBY FOR ADVENTURE PARKS
TUBBY FOR WATER PARKS
TUBBY CUSTOM

Be inspired by the examples in the following pages and realize your very own TUBBY track!



accessories customization customer care

TUBBY STRAIGHT



Easy to install and highly adaptable to any condition, the straight TUBBY track is the ideal solution to give an experience that will get your adrenaline going

Target > 3 years old

Hourly capacity

Adrenaline

Customization



TUBBY WITH PARABOLIC TURNS

This is a highly flexible track that can be of different shapes and length and which ensures a high degree of customization. Much loved by the youngster, it's fun and spectacular

Target > 3 years old

Hourly capacity



Adrenaline



Customization



accessories customization customer care

TUBBY JUMP



The innovative TUBBY Jump track is the quintessence of adrenaline. Composed of a straight downhill which can be positioned directly on the ground or on a specially designed structure, it ends with a jump on an air mattress in total safety

Target > 10 years old

Hourly capacity



Adrenaline



Customization



100% safe hourly capacity high flexibility a

TUBBY PLAYGROUND

Given its small dimensions, the TUBBY Playground track is perfect for both outdoor and indoor installations. The track is designed to amaze children. Bright colors to choose from and customizable shape makes it the most popular attraction of the playground

Target < 10 years old

Hourly capacity 🌟🌟🌟🌟🌟🌟🌟🌟🌟🌟

Adrenaline 🌟🌟🌟🌟🌟🌟🌟🌟🌟🌟

Customization 🌟🌟🌟🌟🌟🌟🌟🌟🌟🌟



accessories customization customer care

TUBBY U-TUBE



With its innovative and high-impact design, the U-TUBE track is the new frontier of fun. The track is composed of a U-shaped structure specially developed to reproduce the descent and ascent motion of a pendulum. A unique type of track, U-TUBE is a mix of adrenaline and amazement

Target > 5 years old

Hourly capacity



Adrenaline



Customization



100% safe hourly capacity high flexibility a

TUBBY BOOMERANG MINI

The wow feeling! is now accessible to the children. The Boomerang Mini track is composed of a straight downhill that ends with a lateral turn making the experience unpredictable. The smooth management of the outflow that Boomerang Mini track assures, increases the hourly capacity without affecting enjoyment. Given the size, it can be easily be installed indoors or outdoors

Target > 3 years old

Hourly capacity



Adrenaline



Customization



accessories customization customer care

TUBBY FOR THEME PARKS



The TUBBY track designed for this specific use is a straight track with a very strong acceleration installed on a metal structure. It is completely customisable, including the scenery. It ensures maximum fun and hourly capacity with short waiting times. Operators appreciate these tracks especially because of the low operating and maintenance costs

Target > 3 years old

Hourly capacity

Adrenaline

Customization



100% safe hourly capacity high flexibility a

TUBBY FOR ADVENTURE PARKS

The TUBBY track for adventure parks allows the easy management of a great number of visitors at their arrival during all their visit to the park. The ideal situation is the realization of two parallel straight tracks with a length ranging from 30 to 60 Metres

Target > 3 years old

Hourly capacity



Adrenaline



Customization



accessories customization customer care

TUBBY FOR WATER PARKS



This is the evolution of the TUBBY Jump specifically designed for water parks. It consists in a downhill on a structure or on the ground that ends up in the water in total safety. Designed in various widths and lengths, straight or wide turns, it is a completely new way to jump into the water. Outstanding hourly capacity and easy management make it a must-have product

- Target > 3 years old
- Hourly capacity
- Adrenaline
- Customization



100% safe hourly capacity high flexibility a

TUBBY CUSTOM

Create your own TUBBY track with us! Based on the ground characteristics and the goals you want to achieve we design your TUBBY track. Simply send us the technical data of the area you want your TUBBY track to be installed and we will provide you with the ideal solution

Target > 3 years old

Hourly capacity *

Adrenaline *

Customization *



accessories customization customer care

TUBBY ACCESSORIES



100% safe hourly capacity high flexibility a

The feature that makes TUBBY special is its modularity, because this makes it possible to adapt it perfectly to the surrounding environment.

Being modular means that the TUBBY track is specifically designed for achieving your goal. We are constantly focused on the product and its possible applications in order to invent new accessories for making even more performing the TUBBY track.

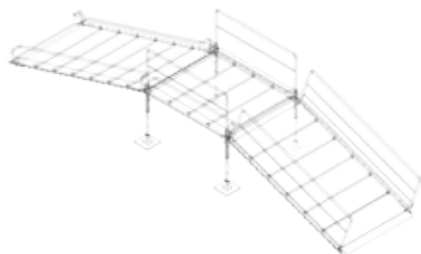
Create your own TUBBY track by combining the diverse available accessories! If you cannot find what is in your mind just contact us! We will be happy to design a solution that completely satisfies your needs!

Thanks to our experience, we can recommend the ideal length and shape for your track according to the target, the environment and the ground characteristics. The TUBBY module allows total freedom of design.

The accessories will make your TUBBY track unique and inimitable. Are you looking for something truly amazing? With a minimum of 200 square metres we can realize your track in your favourite color.

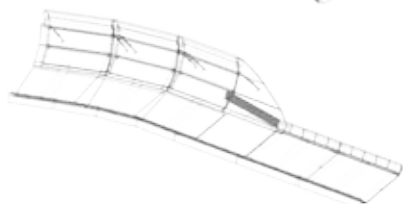


ACCESSORIES LIST




STARTING RAMP

Using specific handles, the starting ramp makes the start easier for children and adults, ensuring a high hourly capacity with no need of dedicated staff. The telescopic system makes it adaptable to any type of terrain. Available in Mini and Maxi sizes.



PARABOLIC TURN

The elements "parabolic turn" are modular and allow the creation of turns on any type of slope. They ensure a perfect entry trajectory and drive the snowtubes at the end of the turn. The high part of the structure is covered by a safety mattress to protect the ride.

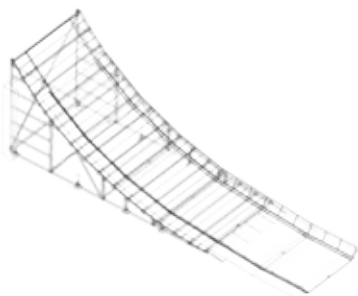


NP 70 FOR EASY UPHILL

NP70 is the Neveplast product that make easy carrying the snowtubes uphill maintaining their hard bottom clean and preventing them from getting worn. Neveplast NP70 is an environmentally friendly material that completes the TUBBY installation and ensures the good maintenance of the track over the time with no efforts.



100% safe hourly capacity high flexibility a



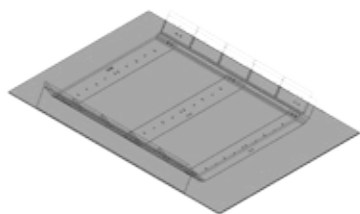
KICKER

A structure specially designed by Neveplast for jumping on an air mattress. Combined with a TUBBY track, the kicker guarantees a safe jump in the air. The landing trajectory ends with a soft impact on the mattress.



SAFETY SIDE PROFILE

Placed at the end of the edges of TUBBY track sides they prevent any contact between legs and the Neveplast product. They are made of cross-linked polyolefin foam covered with PVC to ensure maximum safety during the slide on a TUBBY track. Assembly is easy and adaptable to all models.



UNDER LAYERS

The standard under layer provided with TUBBY is an ecological net made of high density polyethylene which limits the growth of grass without damaging the terrain and limiting the formation of dirt on the track. To improve the track performance choose NSF05 or NSF20 under layer. These draining geo-composite totally prevent grass from growing, ensuring minimum maintenance needs and preserving the highest level of track friction characteristics.



neveplast MINITUBBY

Finally the thrilling experience of TUBBY slide is available everywhere with MINITUBBY. Designed for relatively small spaces, MINITUBBY responds to the increasing demand for entertainment activities within unconventional places such as shopping centres, playgrounds and adventure parks but also events and grand openings.

MINITUBBY is a green product that works without water and electricity thanks to the quality of the materials used

and can be installed both indoors and outdoors. Our “turnkey” package includes a structure that is 25 metres long and 5 metres wide on the Neveplast surface is laid. Its small size, low cost and high hourly capacity make MINITUBBY the perfect track to suit all needs.

MINITUBBY is available in three versions Classic, Evo, Smart.



100% safe hourly capacity high flexibility a

MINI SIZE
MAXI FUN



accessories customization customer care

neveplast SNOWTUBES

Neveplast SNOWTUBES are designed to be used both in the summer on TUBBY tracks, and in winter on specially prepared snow-covered slopes made safe.

Safe and easy to handle, Neveplast SNOWTUBES are made of rigid bottom in low friction plastic, handles and straps for easy transport.

The waterproof and highly resistant fabric is available in a number of different colors.

Market changes have resulted in Neveplast developing a new and fully customisable range of SNOWTUBES EVO.

Made in Italy with high quality materials, they ensure the best possible performance in total safety.

Our SNOWTUBES are handy and fun, brightly colored and are fully customizable.



100% safe hourly capacity high flexibility a

SNOWTUBE
IS FUN!



accessories customization customer care

SNOWTUBE EVOLUTION

AVAILABLE IN THREE SIZES: MINI, MEDIUM AND MAXI

The EVO product range is not only improved in terms of design but also in relation to its functional characteristics and greater attention to detail: a high resistance of the lining and stitching, UV resistant with a washable fabric interior. Each SNOWTUBE also has practical safety standards positioned inside. New fabrics with bright and digitally printed colors give the new SNOWTUBE a more interesting and playful look. A fully designed tube with more than 10 fabric and bottom color combinations makes them irresistible.



100% safe hourly capacity high flexibility a



SNOWTUBE MINI EVO

Diameter: 80 cm

Height: 20 cm

Weight: 4.50 Kg

Bottom: 4.00 mm

SNOWTUBE MEDIUM EVO

Diameter: 95 cm

Height: 25 cm

Weight: 8.50 Kg

Bottom: 3.50 mm

SNOWTUBE MAXI EVO

Diameter: 125 cm

Height: 27 cm

Weight: 9.50 Kg

Bottom: 5.0



accessories customization customer care

CUSTOM SNOWTUBE

UNIQUE AND TOTALLY CUSTOMIZABLE



100% safe hourly capacity high flexibility a

CLASSIC SNOWTUBE

THE DURABLE AND STRONG SNOWTUBE
AVAILABLE IN TWO SIZES, MEDIUM AND MAXI

SNOWTUBE MEDIUM

Diameter: 95 cm
Height: 25 cm
Weight: 8.00 Kg
Bottom: 3.50 mm

SNOWTUBE MAXI

Diameter: 125 cm
Height: 27 cm
Weight: 9.50 Kg
Bottom: 5.00 mm



accessories customization customer care



Making excellent products is essential. It is equally important to offer an efficient and punctual service. This is why we take particular care over the production,

delivery and materials assembly phases. We focus on the expectations of our customers and make every effort to fully satisfy them, providing a complete “turn-key” service.



CUSTOMER CARE

PRE SALE

Our team of expert engineers assist you during all the phases of the project, suggesting the ideal solution according to your needs, structural feasibility and expected performance levels.

we ensure:

PROJECT FEASIBILITY STUDIES
DESIGN
FAST AND IN-TIME DELIVERY


AFTER SALES

Neveplast technicians will support your workers in the installation of the track on site, ensuring an accurate assembly of the track in short times.

we provide:

SUPPORT DURING THE INSTALLATION UNTIL THE
OPENING OF THE TRACK

ON-SITE TRAINING AND TECHNICAL TIPS FOR
PROPER OPERATION AND MAINTENANCE



on quality innovation research

